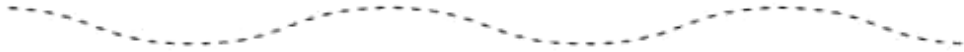



# CHROBÁČIKY



1. NAKRESLI LIENKE CESTIČKU KU KVIETKOM.





## 2. NAKRESLI LIENKAM CESTIČKY KU KVIETKOM.




### 3. VYSTRIHNI, PRIRAĎ SPRÁVNU LIENKU A PRILEP JU.




4. SPOČÍTAJ BODKY A NÁJDI, KTORÁ LIENKA DO RIADKU NEPATRÍ (PREČIARKNI JU).




5. DOKRESLI A VYFARBI OBRÁZOK.




6. VYFARBI PODĽA VZORU.



7. DOKRESLI LIENKE CESTIČKU.  
POTOM STRIJAJ PO CESTIČKE.

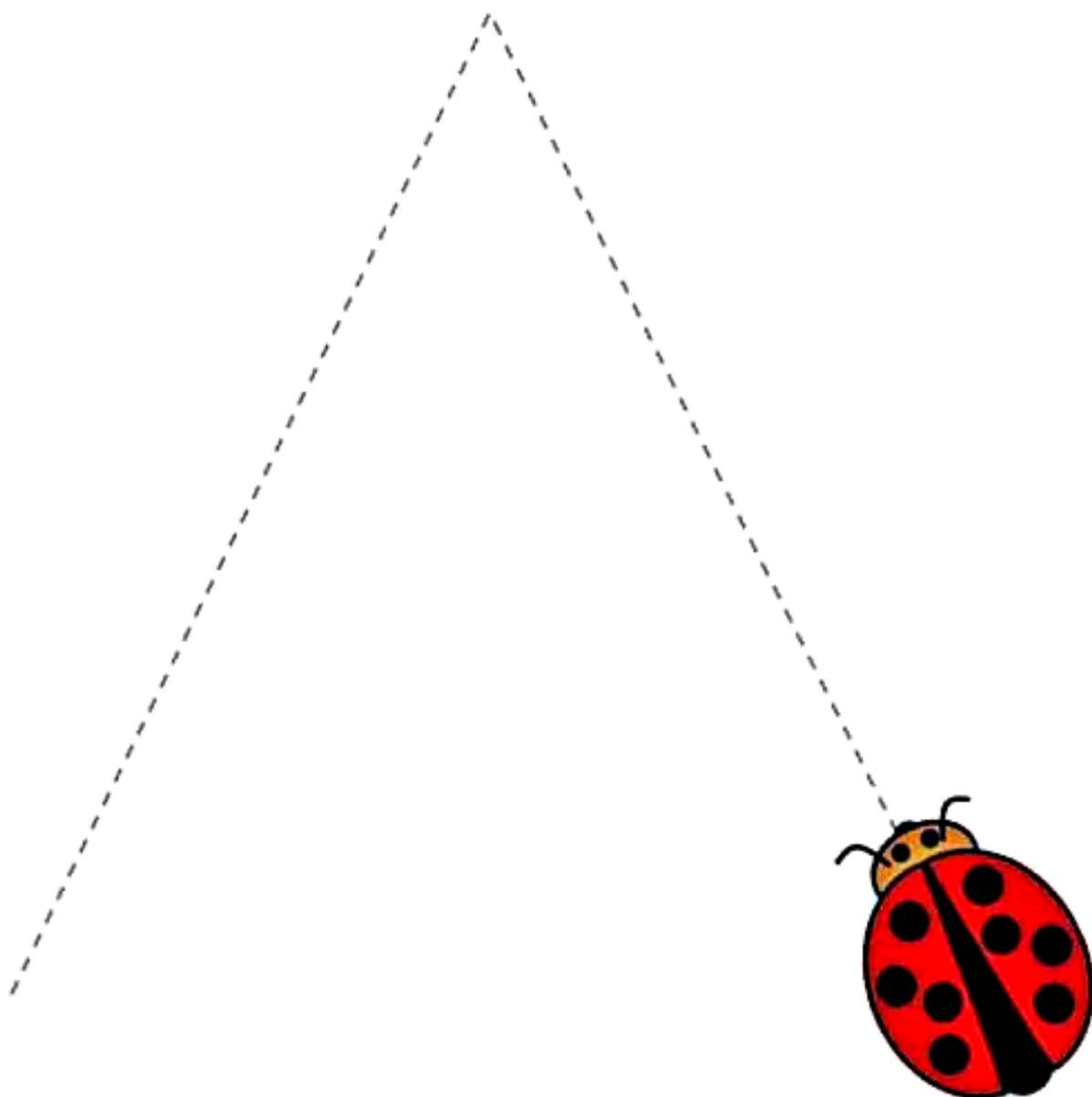


8. DOKRESLI LIENKE CESTIČKU.  
POTOM STRIJAJ PO CESTIČKE.





9. DOKRESLI LIENKE CESTIČKU.  
POTOM STRIJAJ PO CESTIČKE.



10. POMENUJ, ČO VIDIŠ NA OBRÁZKU.  
SPOČÍTAJ KOLKO JE TAM CHROBÁČIKOV A VYFARBI ICH.

