




1. NAKRESLI (POSPÁJAJ) AKO PRŠÍ DÁŽĎ.
OBRÁZOK MÔŽEŠ AJ VYFARBIŤ.






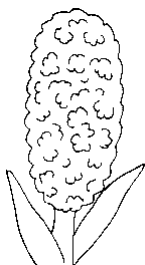
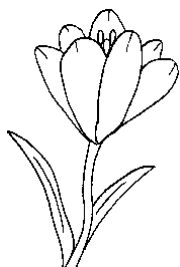



2. NAKRESLI (POSPÁJAJ) KVETINKÁM TRÁVIČKU. KVETINKY MŮŽEŠ AJ VYFARBÍŤ.





3. POMÔŽ NÁJSŤ VČIELKE CESTIČKU CEZ KVIETOK.
SPRÁVNU CESTIČKU VYFARBI.



4. NÁJDI (SPOJ ČIAROU) KVIETOK SO SVOJIM TIEŇOM.




5. POSTRIHAJ A SPRÁVNE POSKLADAJ OBRÁZOK.
NALEP A VYFARBI.




6. DO ŠTVORČEKOV NAPIŠ ALEBO NAKRESLI:
AKO SA NA JAR MENÍ PRÍRODA?


1.




2.




3.




JARNÉ PREBÚDZANIE




4.




5.




6.



7.



8.




7. POZNÁŠ TENTO KVIETOK?

VYFARBI HO SPRÁVNÝMI FARBAMI.


LÚKA PLNÁ ŽLTÝCH HLÁVOK,
STRAPATÍ JU JARNÝ VÁNOK.
KEĎ SI ZOPÁR VLÁSKOV CHYTÍ,
UROBÍ Z NICH PADÁČIKY.

ČO JE TO ???




PŮPAVA

8. POZNÁŠ TENTO KVIETOK?
VYFARBI HO SPRÁVNÝMI FARBAMI.



ŽLTÉ HNIEZDA KVIETKOV Z JARI,
ROZSIATE SÚ PO CHOTÁRI.
DO KAŽDÉHO KALÍŠKA,
NAKUKUJE VČELIČKA.

ČO JE TO ???



PRVOSIENKA

9. POZNÁŠ TENTO KVIETOK?

VYFARBI HO SPRÁVNÝMI FARBAMI.

JE CELÁ FIALOVÁ,
V TRÁVE SA ĽAHKO SCHOVÁ,
VČIELKAM TO ALE NEVADÍ,
VÔŇA JU AJ TAK PREZRADÍ.

ČO JE TO ???



FIALKA